

Piecing our Lives

The monthly newsletter of
The West Alabama Quilters Guild

December, 2015
Volume 16, Number 12

In this issue:

Inez Says <i>Fun in December</i>	2
Basics and Beyond <i>Bring ideas for 2016</i>	3
Program <i>Holiday Party and Challenge</i>	3
Photos	4-5
2015 Challenge Library Notes	6
Major Workshops	7
Quilt Show 2016 Two Hot Topics	8
Minutes	9
Newsletter Sponsors	10


New Year's Eve Lunch and a Movie! Thursday, December 31st, 11:00 am, Jason's Deli. We'll have movie listing for anyone who wants to go.



Charlotte is finishing up this wonderful tree skirt as a wedding gift for a young couple in her family.

Time to renew your membership for 2016 !!

See Mary B. She will have a draft of the **2016 Membership Directory** at the December meeting, so please be sure to check the directory and make any needed changes to your contact information listing.




President's letter:

December meeting: Food, Opportunity Quilt, Just Finish it, Challenge Show

Food: Our December meeting is full of special events and consequently we ask everyone to bring food to share in the celebrations.



Play on Words Quilt Challenge



Bring your entry to the 2015 Play on Words Quilt Challenge in a pillowcase **without your name on the quilt or the pillowcase**. Julie T and Laurie P-D will hang all of the entries, which are identified by a number/letter. During break, all guild members view the quilts and vote using a written ballot on the best small wall hanging, best large wall hanging, best in the Miscellaneous category, and best in show. As the votes are being counted, we all guess who made each quilt. Then the winners are announced and ribbons awarded. See page 7 for guidelines.

Opportunity Quilt: We draw one name from the Opportunity Quilt tickets sold and announce the winner. Karen W will be awarding a prize to the individual who sold the most tickets. Please bring all remaining tickets to the December meeting.

Just Finish It: In addition, we end this past year's Just Finish It and award a prize to the person who completed the most items on his or her list. We hand out new "Just Finish it" lists for 2016. You select the 12 UFO's (Unfinished Objects) you most want to complete in 2016, list them on your form, and turn your form into me. Each time you bring a finished UFO from your list to show us, you get to select a fat quarter and check that UFO off your list.



Major Workshops

All of our Spring major workshops (Garber and Hargrave) are filled. Paula is keeping a waiting list for Garber's and I am keeping waiting lists for Hargrave's. Just give us your contact information and if someone must drop out, we will give them your contact information. You pay that person, who will give you a note saying you paid and are taking her spot in the workshop.

February Work Meeting

The Board decided that our February meeting, 2016 will be a work meeting to prepare for the quilt show. We have three major tasks:

We need to sew grosgrain ribbons together to make strips for holding dowels to hang quilts. The strings we used in the past, just took too long to put up and were not as nice as the ribbons. At our February meeting, some folks will be cutting and marking the ribbons, while others will be sewing.

We also need folks to sew nametags.


Finally, we have been given about 15-20 old quilts in various conditions. We plan to try to sell some in our boutique at the quilt show. We also plan to cut up several of the quilts and one quilt top and make table runners and stuffed elephants to sell at the boutique. At the work meeting, we will have some folks cutting and preparing the table runners and elephants, others sewing, and still others stuffing and finishing the elephants.

More information and signup sheets for the different tasks will be at our January meeting.

For discussion of **Two Hot Topics**, see page 8.

And sew on, Inez





December 12, 2015, Guild Meeting:

8:45 Basics and Beyond: What a year we have had with new patterns and exploring techniques that you suggested. December is our time to plan the coming year. Charlotte N, who will be taking over the Basics & Beyond class will join us to make plans for next year. Come with your ideas. What do you want to learn in the coming year? Which technique? What pattern? What are your quilting questions. I'll have one final pattern for you to try. Please let me take a moment to say that it has been ultra fun working with you over the last years to learn new techniques and try new patterns. I have learned a lot and I hope that you have as well. Ana.


9:30 Guild Business meeting

10:30 Program: Holiday Party! We all wear our festive clothes and bring food to share. It's a feast! It is also time for our **2015 Challenge "A Play on Words."** See page 7 for guidelines. Your quilt should be in a pillowcase that is labeled with the category you are entering. You should drop it off in the lobby when you arrive at the meeting. We all get to vote for our favorites and prize ribbons are given to the winners. We also try to guess who made each quilt—so keep yours secret until this big reveal!

2016 Brings lots of new ideas and interesting programs. On the agenda is Big Stitch Quilting, Thread Painting, Applique Techniques, Our Sew Many Spaces Tour, and more! Stay Tuned for more details.

Hospitality

**We all bring food
for our Holiday
Feast!**



2015 WAQG Officers

President Inez R

Vice Pres Paula B

Secretary Judy S

Treasurer Beth M

Board Members

Jamie Stanley 13-15

Barbara Wells 14-16

Charlotte Nix 15-17

Committee Chairs

Basics and Beyond Ana S

Community Service

Sara T

Hospitality Sharon L, Diana S,

Reita M

Education Nan G

Kentuck Charlotte N

Library Susan A

Membership Mary B

Name Tag Drawing Jill K

Sunshine Julie T

Mini Workshops Jacque T

Major Workshop 2015

Charlotte N

Major Workshop 2016 Paula Barnett

Newsletter Laurie P-D

Opportunity Quilt 2015 Beth

Milis, **2016** Laurie P-D and

Brenda P, Diana M.

Publicity/Historical ___open

Yearbook Mary B

Challenge 2015 Board

Quilt Show 2016: Beth M

Telephone Tree Nan G

Shark Pit: Paula W

Website Coordinator LPD

Retreats: Ana S





Thanks to Danielle, Diana, and everyone who helped finish up all of these quilts from Kentuck Festival. They will all be given to The Tuscaloosa Children's Center.



Red Rooster Retreat: Money is due at the December meeting: **\$195.00 3 days/2 nights or \$275.00 4 days/3 nights.** Dates are January 7th, 8th, 9th and 10th. We still have four slots open for retreaters. Just give me a holler if you want to attend. Ana


Prayer Flags for Barb




Barb says Thank You to everyone who made a prayer flag for her.

Below is a panoramic photo that Charlotte took after the flags were hung in Barb's room. Barb and her family members love them and say that all of the Rehabilitation staff are amazed by them.

Barb continues to make progress and loves having visitors.






Wonderful quilts shared at our November meeting.



Community Service Outreach and Education

Thanks to Nan G, Judy W, and Becky B for preparing for and taking a day in November to teach Westwood Elementary School students about quilts!





It's time to reveal your ... 2015 Challenge: "Play on Words"

Rules

Limited to two entries per person. Entries must be in different categories and must be brought to the December 12th meeting.

Entry must depict a play on words. We encourage playful, fun-filled, pun-filled entries, but serious depictions are also valued. The entry can be any style (traditional, contemporary, or modern or a combination). Lettering and embellishments are encouraged, but not required.

The title or theme of the quilt must reflect a play on words and be visible. It can be part of the quilt design or you can write the title on paper and pin it to the quilt for the December meeting.

The quilt should be in a pillowcase that is labeled with the category you are entering. You should drop it off in the lobby when you arrive in December.

Item must be made with two or more layers of fabric held together with quilt stitching throughout.

Item must meet requirements and be entered in one of the following categories:

Larger wall hanging: each of the four sides must be at least 30 inches and no longer than 60 inches.


Smaller wall hanging: Each of the four side must be less than 30 inches.

Miscellaneous: This includes wearables, household items, 3-D sculptures. Item cannot be larger than 40 inches in any dimension.

Prize ribbons will be awarded based on the votes of members present at our December 12th meeting. We will have 1st, 2nd, and 3rd place ribbons in each category and a Best of Show ribbon.

**The most important rule is:
Have fun with this Challenge!**


Library Notes New on our Shelf:



Red and White Quilts: Infinite Variety

The long awaited photo catalog and commentary about the 2011 NYC show of 653 quilts from the collection of Joanna S. Rose. Be inspired to create your own, or copy your favorite design in your favorite colors—two or dozens. For amazing photos of the display, google Images for "*red and white quilt exhibit new york.*"


From Paula's wonderful November Program:



Alison Glass' Applique and Quilt Lovely by Jen Kingwell

Suggestions and donations are always welcome!
Susan A, WAQG Library





WAQG 2016 Major Workshops

February 19-20: Gail Garber



Lecture, Free and open to the Public:

Friday, February 19, 2016, 7:00 pm at TDOT.

Workshop: "Sensational Stars".

Saturday, February 20, 2016
Full day. At TDOT.

Cost: \$40 plus supplies.

Workshop is full, but see Paula to be added to the waiting list.

This is a workshop geared toward the Intermediate quilter and features drafting, foundation piecing techniques and color selection. Read more about it at GailGarber.com



April 12-16: Harriet Hargrave



Lecture: "Top 10 Tips to Becoming a Better Quilter"

Free and open to the public.

Friday, April 15, 7:00 pm. At TDOT.

harriethargrave.com

Workshops:

All workshops are now full, but see Inez if you would like to be added to waiting lists.

Tuesday, April 12 (9:00-4:00) : **Piecing Quality Workmanship**, \$40


Wednesday, April 13 (9:00—4:00): **Machine Applique** \$40

Thursday—Friday, April 14-15 (9:00-4:00): two-day workshop for beginners, **"The Basics of Heirloom Machine Quilting"** \$80

Saturday, April 16 (8:30-2:30): **"Quilt as Desired"** \$40



A big Thank You to Ana for teaching our Basics and Beyond classes these past years, and to Charlotte for picking this up in 2016!



Quilt Show 2016

Register your Quilts Now!!
The forms are due by
January 16th.

The registration forms are available at the guild meeting. Complete one form for each quilt. Remember that there is a category just for beginner's quilts, called "The Starting Line" with a separate registration form.



Set up: Wednesday,
March 2, 2016

Judging: Thursday,
March 3rd

Quilt Show open to the public:

Friday, March 4th 9am—6pm

Saturday, March 5th, 9am—5pm

Take down and clean up: immediately after the show, Saturday at 5pm.

Location:

Taylorville United Methodist Church
640 Bear Creek Road
Tuscaloosa, AL

**A very pleasant space and
an easy location to find.**

In addition to our many wonderful quilts on exhibit, we will have: Demonstrations, Special Exhibits, Vendors, Opportunity Baskets, our Opportunity Quilt, and a Silent Auction to benefit our local VA Veterans of Foreign Wars PTSD group.

**Thanks to everyone already working
on the many tasks for our show.**

Check our website for updates:
www.waqq.com.

"Inez Says" continued from page 2 with:

Two Hot Topics

After receiving feedback from members, I want to return to two of the three contentious topics for quilters:

1. Press your seams open or to the side? There is no debate in our guild. Everyone agreed it is better to press seam allowances to the side. Most folks said it is much easier to nest or butt the seams against each other while piecing to get perfectly aligned seams.

2. Prewash or not? Most folks who prewash do so to prevent fabrics from bleeding, especially reds, purples, dark greens, and dark blues. Some of us prewash to prevent shrinkage. As for bleeding, prewashing does not always prevent bleeding. I had some dark turquoise fabric bleed after it had been prewashed. So, I did some research (Hargrave, 1997, *From Fiber to Fabric* and Hargrave & Craig, 2000, *The Art of Classic Quiltmaking*).

1. Some fabrics will not bleed in cold water (80-85 degrees) but if the water is warmer than 85 degrees, they will bleed.
2. Bleeding is sometimes due to the levels of chlorine in your tap water. If you have this problem, you can neutralize the chlorine with products from swimming pool, spa, and fish tank stores.
3. Some fabrics bleed due to the detergent you use to wash the quilt (even the gentle detergents typically used to wash quilts).
4. Some fabrics bleed but the dye does not migrate onto other fabrics.
5. Sometimes when two fabrics are wet and contacting each other, the darker fabric can stain the lighter one—even when this fabric has not shown any indication of bleeding due to water temperature, detergent, or chlorine.

All texts I read recommended testing small pieces of your fabric in cold and hot tap water and if fabrics bleed then test in distilled water to determine if chlorine caused the bleeding. You also should test fabrics in water with the detergent you intend to use. Then, you will know what to expect from the fabrics.



Minutes November 14, 2015

Next Board meeting November 17, 2015 at 5:00p.m. Jason's Deli

Announcements:

- New quilt shop opened in Birmingham called Cottage Needle Works on South Lake Pkwy.
- National Quilt Museum is asking for donations.
- Sandra B won Sponsors Award at Kentuck.
- Nan G and Judy W did quilt classes for 320 students at Westwood school this week.
- WAQG had write up in University Calendar of events for our quilts at the Medical Center

Kentuck:

D. S was thanked for coordinating children's area. 14 quilts made to be donated to Tuscaloosa Children's Center.

C. N was thanked for chairing quilt booth. D. Watson will co-chair for next year, asking for donations of pant/skirt hangers to be used for next years displays.

Committee Reports: **Membership-** 59 members present today. 5 guests present. November birthdays announced. **Library-** S. A showed us books/DVD's we might be interested in. **Name Tag-** Names drawn this month were Brenda P, Sara W, and Mary Ann L. **Basics and Beyond-** Showed an easy sewing machine pocket, a Dresden table topper, and gave out last set of instructions on the mystery quilt. **Retreat-** Next retreat is January 7-10 and there are 5 slots left. **Election Slate-** Inez R—President, Paula B—Vice President, Laura R—Secretary, Beth M—Treasurer, and Christine LeC- Board Member, voted and approved. **Sunshine-** Laurie P-D gave us update on B. McC and thanked everyone for prayer flags. **Opportunity Quilt-** Packets for Opportunity Quilt 2016 given out to volunteers who want to help sew it together. **Workshop:** February workshop full and has waiting list. April workshops will be opened to the public after this meeting. Supply list for "quilt as desired" is now available—please pick up. **Mini Workshops:** List being passed around for members to list what they would like for mini workshops next year.



Quilt Show:

- Registration forms explained and handed out. Deadline for registration is January 16.
 - Separate section and registration for beginning quilts that will not be judged.
 - Silent Auction will benefit VAMC with PTSD. Need donations of quilted items. Give to R. O or M. S.
- S. T needs lots of 5" squares donated for an Opportunity Basket.

Bring and Brag and Just Finish It- Jackie T, Sara T, Charlotte N, Mary Jean H, Sandra B, Judy W, Christine LeC, Martha S, and Jan H.

The winning ticket for our 2015 Opportunity Quilt will be drawn at our December meeting. Be sure to turn in all tickets and money before the meeting starts.





**West Alabama
Quilters Guild**
P.O. Box 020059

Tuscaloosa, AL 35402

WAQG Meets at the Department
of Transportation Building (1000
28th Avenue) on the second
Saturday of each month

A not-for-profit organization



Reminders:

If you checked out 9-patch block kits for our 2016 Opportunity Quilt—they are due at December meeting.

Everyone Brings food to share—it's our Holiday Party!

Show us your "Just Finish Its" for 2015. You get to start a new list in January.

This is our 2015 Challenge "A Play on Words" so bring your quilt in a pillow case labeled with the category. Put it in the bin as you enter.

Husqvarna VIKING Sew Delightful

1875 McFarland Blvd N,
Suite 200
Tuscaloosa, AL 35406

Phone: 205-752-1700
E-mail: sewdelightful@comcast.net
Website: sewdelightful.net

**Longarm quilting,
Monogramming and Embroidery,
Heirloom Supplies and Sewing**
Featuring Fine 100% Cotton Fabrics and all your
sewing supplies.

Bring in this ad and receive
20% off a one-time purchase of regular priced
merchandise. You must
have coupon and certain
exclusions apply. Limit one
per customer per newsletter.