

Piecing our Lives

The monthly newsletter of
The West Alabama Quilters Guild

March, 2015

Volume 16, Number 3

In this issue:


Inez Says <i>For that price you should be able to drive it!</i>	2
Basics and Beyond <i>Free-Motion quilting</i>	3
Program <i>Sew Many Spaces Tour</i>	3
Photos	4
Major Workshop Photos <i>Karen Combs</i>	5
2015 Challenge <i>A Play on Words</i>	6
Minutes	7
Newsletter Sponsors	8



**Mary Jean's bright and happy
community service quilt.**

**Our April 11th program features quick and
easy quilt tops made from pre-cut jelly-rolls
and charm packs with Joyce and Julie.**

**We'll have a Sit & Sew day on April 18th to
work on Itch-to-Stitch quilts.**



President's letter:

This month we tour sewing rooms. It is a great chance to get new ideas about how you might improve your sewing space. I know I am looking for ways to store and organize thread, which is a jumbled mess right now, and fabric, which seems to reproduce on its own. Our thanks to Charlotte N, Doris , and Joann W for inviting us into their homes and sewing rooms. We appreciate your time and effort.

To give us time to tour, we will start the business meeting at 9:15 in March. We leave the TDOT after Bring and Brag and after snacks—so don't forget to bring food for our hospitality tables.

In April, our program aims to help us design and make easy quilts for our annual Itch to Stitch Community Service. For new members, at the August meeting, we all bring in our Itch to Stitch quilts for charity. We hope each guild member makes at least one quilt, but many members make far more than that. These do not have to be large quilts, baby quilts typically are only 30-40 inches per side.

This year our charities are


Central Church of Christ's Disaster Relief Truck (quilts of any size)

Baby quilts for the Easter Seals Nurse Family Partnership Program (small quilts)

At our April meeting Julie T and Joyce T will show us how to make fast, easy, yet beautiful quilts using charm packs and jelly rolls. If you don't want to store your charity quilts until August, Barbara W is storing the quilts we bring in and will bring the quilts back for our August meeting.

Some additional ideas for your "Play on Words" Challenge quilt—this month the theme is chickens.

Running around like a chicken with its head cut off



Don't count your chickens before they hatch

Don't put all your eggs in one basket

The sky is falling

Yolks on you - Jokes on you

Which came first the chicken or the egg?

Made from scratch

Tastes like chicken

And finally, I could not resist this joke:

Why'd the chicken cross the road? To prove to the armadillo that it CAN be done!

Another story about spouses and hobbies:

When I bought my Bernina and told John (my husband) the cost, he said, in disbelief, "Can you drive it? It costs more than my first car." Of course, this is a man who dedicated an entire 10' by 12' room at our lake house just to store his 85 fishing poles (I am not making this up) and has a refrigerator full of bait and beer. Never mind the cost of his boat and dock. We figured every fish he catches is \$785 per pound. Based on that metric, my fabric costs a few mere pennies per yard.

It reminds me of a joke I stole from some woman on the internet: "My biggest fear is that when I die my husband will sell all my craft supplies for what I told him they cost."

And sew on, Inez





March 14, 2015, Guild Meeting:

8:45 Basics and Beyond: We are so lucky to have so many good "teachers" in our midst at the West Alabama Quilters Guild. This month, Laurie Prentice-Dunn will demonstrate some techniques to help you begin to think about free motion quilting. She has taught this as a workshop for years for WAQG and if there is interest, she may be willing to do a Saturday workshop again in the future. Have you tried any of the layered reverse quilting techniques from February? Here's hoping that you are having fun. **Ana.**

9:30 Guild Business meeting

10:30 Program: "All On Board" for an exciting program!

Following our refreshment time, we will adjourn to begin our


Sew Many Spaces Tour. If you did not sign up at the February meeting, you can still participate. We are touring 3 wonderful sewing spaces of our members, all located in the same neighborhood! You will be divided in to 3 groups (A,B, or C). We will leave from TDOT and each group will start at a different home and rotate through the three. There are opportunities for car pooling if you wish to return to TDOT. This will be a fun time of learning how others function in their sewing space. You will receive a map and directions at the meeting. Be ready to pick up some great tips for your personal sewing area.

April 11th: Our Itch to Stitch project will get a boost from Julie T and Joyce T. They will present some fun, easy and quick ideas for quilts including using charm packs and jelly rolls.

April 18th: Sit and Sew day at TDOT to work on Itch-to-Stitch quilts. 8:30—2:30. Bring your machine and supplies and enjoy company.

Hospitality

**Bring food when
you can as we all
enjoy our goodies!**



2013 WAQG Officers

President Inez R
Vice Pres Paula B
Secretary Judy S
Treasurer Beth M

Board Members

Jamie S 13-15
Barbara W 14-16
Charlotte N 15-17

Committee Chairs

Basics and Beyond Ana
Community Service Sara

Hospitality Faye, Diana S,
Reita M

Education _____

Kentucky Charlotte N

Library Susan A

Membership Mary B

Name Tag Drawing Jill K

Sunshine Julie T

Mini Workshops Jacque T

Major Workshop 2015

Charlotte N

Major Workshop 2016 Paula B

Newsletter Laurie P-D

Opportunity Quilt 2015 Beth M,
2016 Laurie P-D and Brenda P

Publicity/Historical Sharon L

Yearbook Mary B

Challenge 2015 Board

Quilt Show 2016: Beth M

Telephone Tree Nan G


Website Coordinator LPD


Retreats: Ana S





**Wonderful quilts
shared at our
February meeting.**








2015 Major Workshop with Karen Combs



Karen is
a great
teacher.



We
learned
a lot
about
value
place-
ment to
create
depth.




Welcome New Members:

Jan



Anne



Pam



Mary

Contact update:

Jamie


2015 Mini Workshop Schedule

Saturday, March 21st: **Stack & Whack** with Brucie W. at TDOT.

April 11th after guild meeting:
Sara T's White Applique Dress.

June 13th after guild meeting:
Celtic Cross with Peg L.

August 8th after guild meeting:
Applique Techniques with Inez.



2015 Challenge: A Play on Words

Rules

Limited to two entries per person. Entries must be in different categories and must be brought to the December 12th meeting.

Entry must depict a play on words. We encourage playful, fun-filled, pun-filled entries, but serious depictions are also valued. The entry can be any style (traditional, contemporary, or modern or a combination). Lettering and embellishments are encouraged, but not required.

The title or theme of the quilt must reflect a play on words and be visible. It can be part of the quilt design or you can write the title on paper and pin it to the quilt for the December meeting.

The quilt should be in a pillowcase that is labeled with the category you are entering. You should drop it off in the lobby when you arrive in December.

Item must be made with two or more layers of fabric held together with quilt stitching throughout.

Item must meet requirements and be entered in one of the following categories:

Larger wall hanging: each of the four sides must be at least 30 inches and no longer than 60 inches.

Smaller wall hanging: Each of the four side must be less than 30 inches.

Miscellaneous: This includes wearables, household items, 3-D sculptures. Item cannot be larger than 40 inches in any dimension.

Prize ribbons will be awarded based on the votes of members present at our December 12th meeting. We will have 1st, 2nd, and 3rd place ribbons in each category and a Best of Show ribbon.

The most important rule is: Have fun with this Challenge!

Assistance in Design (not in making the quilt)

Design Buddy: We encourage everyone to find a design buddy for this challenge with whom you can brainstorm possible quilts, discuss your ideas and how you might turn these ideas into a quilt, or figure out how to solve problems with your design or quilt.


Consultants: The following have volunteered to help anyone with designing their quilt:

Charlotte Nix, Inez Rovegno, Laurie Prentice-Dunn, Ana Schuber, Jamie Stanley, Susan Ainsworth.



More great quilts.





Minutes February 14, 2015

Next Board meeting February 17 at 5:00 p.m. Jason's Deli

Mail: 1) Southeast regional Quilt Study Group meets June 5-6, 2015. Flyers are on front table for anyone interested. 2) There is an upcoming quilt retreat at Biltmore Estates, if interested give name and address to Judy R E.

Announcements: 1) Thank you to all who participated in providing lunch yesterday for the DOT employees. 2) We have purchased new projector for guild meetings and will be trialing it today. 3) Sign up sheets available on front table for those who are interested in next month's program- tour of three quilting rooms. 4) Sign-up sheets are posted on the cabinets for cleanup after guild meetings. There are still spots available. 5) Sign-up sheets on the back table are for those interested in March workshop on stack and whack and April workshop of Sara T's dress. Supply lists are also on table. 6) Sign up sheets are also available for the 2016 quilt show committee. 7) Sign-up sheet on back table for help with Druid Arts Festival on April 11 from 10-6. 8) Mystery round robin starts next month and sign-up sheet also on back table.

Basics and Beyond: Ana's class today was on reverse applique.

Community Service: Will continue to donate quilts to Central Church of Christ for disaster relief, and will also make newborn quilts for Easter Seals.

Major workshop: Next Saturday will be Karen Coombs workshop for all who have signed up. Be here to set up at 7:30. Will need to be done by 3:00. Friday night will be her program, open to everyone. Fabric will also be available.

Baby Quilt: Made by quilt members and presented to Laura R, whose baby is due at the end of March.

Library: Books available on Stack and whack, and one of quilting bee which might be helpful for this year's challenge quilt.

Membership: Members present-64 and there are 4 visitors present. New members today are Pam E and Ann E. Birthdays announced.

Name Tag: Names drawn were Pam E, Becky B, Christine C and Rose O.

Newsletter: Deadline for newsletter submissions February 25th.

Retreat: Next retreat will be first weekend in January. List will be available next month

Sunshine: Quiet month. One member announced pregnancy.

Program: April's program will be done by Julie T and Joyce T on making easy quilts in an hour)

Just Finish It/Bring and Brag: Dot B, Jamie S, Sara W, Betty J, Diane A, Nancy A, Melanie M, Jackie T, Mary Jean H, Pat S, Pam S, Augusta S, Janie W, Charlotte N, Martha S, Doris L K, Judy R E, Steven H, Beth M, Julie T, Christine L, Judy W, David L, Hallie O and Judy S.





**West Alabama
Quilters Guild**
P.O. Box 020059

Tuscaloosa, AL 35402

WAQG Meets at the Department
of Transportation Building (1000
28th Avenue) on the second
Saturday of each month

A not-for-profit organization



Reminders:

Show us your "Just Finish It"
completed projects.

Sign up to help with hospitality
setup and cleanup.

We take a tour this month of three
homes "Sew Many Spaces."

March 21st Stack-N-Whack mini
workshop with Brucie.

Husqvarna VIKING Sew Delightful

1875 McFarland Blvd N,
Suite 200
Tuscaloosa, AL 35406

Phone: 205-752-1700
E-mail: sewdelightful@comcast.net
Website: sewdelightful.net

**Longarm quilting,
Monogramming and Embroidery,
Heirloom Supplies and Sewing**
Featuring Fine 100% Cotton Fabrics and all your
sewing supplies.

Bring in this ad and receive
20% off a one-time purchase
of regular priced merchandise. You must
have coupon and certain
exclusions apply. Limit one
per customer per newsletter.

