

Piecing Our Lives

The Monthly Newsletter of
The West Alabama Quilters Guild

August 2019
Volume 19. Number 7

In this issue:

Ana Says: Itch to Stitch, Kentucky duties, Opportunity Quilt Challenge 2019	2
Basics & Beyond –3 rd part of mystery Treasurer's Report New Member July Presentation	3
Kentuck Merchandising Standards Revisited	4
Minutes	5
Bring & Brag/Just Finish It	6 - 7



Charlotte and Eve getting ready to "walk around the block".



Itch to Stitch Info.....Adult Clothing Protectors, Fidget Quilts, Lap quilts.....

Below are websites for free patterns to make the adult clothing protectors. The charity chosen this year is Caring Days.

<http://www.outonthetownbibs.com/index.html>

<https://www.maidenjane.com/wp-content/uploads/2017/02/Adult-Bib-Pattern-1-PDF.pdf>

Anne also shared information about a pattern for a "dining scarf" from the Alzheimer's Resource Center. She plans to make at least one and bring it to the next Guild meeting.

www.alzheimersresourcecenter.org

Below is the url for the dining scarf:

<https://www.arc-ct.org/docs/DiningScarfPattenDirections.pdf>



President's Letter August 2019

Wow, the summer is half over. I hope that your Summer projects are underway and you are happy with the results. I want to thank Joyce Terry for staying after the July meeting to work with the few who stayed behind to talk about making Disappearing Nine Patches, Rail Fences and general questions about sewing machines and which to purchase. We enjoyed the conversation.

Don't forget that Itch to Stitch is due at the August meeting and we will be handing over our work to the representative from Caring Days. I am excited to be working with them and your lap quilts, activity squares and dining cloths will be well loved and used.

We are also coming up on the busy season of Kentuck so get to work on those projects and be sure to sign up for the various group activities such as working the booth, set-up and take-down, demonstrations, etc. All of these jobs are so important to actually get the two day event done and make us look good. We have been doing this so long and it is not that hard with everyone pitching in. Be sure and sign up at the August meeting so that we have enough hands to do the work.

We will be handing out the instructions for the next Opportunity Quilt at the August meeting so get ready to do one whole square (I am sure you will have the time) at the September meeting and we will get this one done and ready for display.

Lastly, thanks again to everyone who makes this organization work and represent us so well in the community. You are all blessings.

Have a great rest of July.

~ Ana



Instructions for the Challenge Quilt Event 2019
- At least one LOG CABIN BLOCK has to be included

The following categories for the Challenge this year to be unveiled at the **December meeting**:

- Small quilts, Medium Quilts, Large Quilts, Non-traditional Quilts, Starting Line Quilts**

***"Starting Line Quilts" is a category for those who are new to quilting and for whom this is the first time they have shown a quilt. Instead of placement ribbons, each applicant will receive a pin for their entry, to encourage new quilters and avoid competitiveness and/or discouragement.

To determine the appropriate category for a quilt, measure the width and length of the quilt, and use the **smaller number** (in inches.) Fill out the entry form with the correct category indicated. Round quilts should be entered in the Non-Traditional category.

Sizes: (using the **smaller** of the width and length measurements)

- Small: up to 30 inches
- Medium: 31 inches to 60 inches
- Large: 61 inches and larger

e.g.

- a quilt measuring 6" by 32" will be entered in the Small category
- a quilt measuring 44" by 66" will be entered in the Medium category
- a quilt measuring 62" by 62" will be entered in the Large category



Note: If a quilt measures a fraction of an inch above or below the sizes indicated, round the measurement up to the next inch if the fraction is 50% or above, and down if it is below 50%, e.g. 31.75" becomes 32", and 30.25" becomes 30"


Only one entry per person, please.

August 13, 2019

8:45: Basics & Beyond: 3rd part of the mystery quilt

9:30: Business Meeting

10:30 Program: Itch to Stitch



Treasurer Report as of June


Previous Balance: \$9851.78

Deposits: \$ 2845.00

Expenses: \$1707.31

New Balance: \$9761.57

*Details can be seen at the guild meeting.



Membership:

New Member: *None reported.*

2019 WAQG Officers

President Ana S

Vice Pres Barbara W

Secretary Anne E

Treasurer Marie D

Board Members

Paula B 17-19

Jamie S 18-20

Joyce T 19-21

Committee Chairs

Basics and Beyond Board Members

Community Service

Education

Historian Anne E

Hospitality Judy S

Kentuck Becky B, Linda A, Reita M

Library Patricia W, Dana M

Membership Mary B

Name Tag Drawing Diane A

Newsletter Jamie S, Judy S

Programs Barbara W

Quilt Show Beth M, Julie T

Retreat Joann W

Shark Pit Paula W

Sunshine Julie T

Telephone Tree Nan G

Workshop/Major

Workshops/Mini

Website Coordinator Laura R

Yearbook Mary B

Challenge 2018 Board

Website Laura R

Christmas in July



Zippered bags with pockets



Bags with see through sides



Zipper bags



Bowl Cozies



West Alabama Quilters Guild Kentuck Merchandise Standards**General:**

1. Minimum of 2 layers joined together
2. Tied quilted or quilt-as-you-go method
3. When quilted, items should quilted throughout: quilting distance should be proportional to the size of the item
4. No copyrighted fabrics (Disney, college/professional sport teams, cartoons, etc) unless licensed to do so (you will have to provide the appropriate paperwork to guild and have it on hand at Kentuck)
5. No cheater's cloth (cloth that looks like a pieced top)
6. Panels are permitted with additional piecing and quilting
7. Quilts made with cathedral window, Yo-Yo (a quilting method) are allowed even though theoretically not quilted

Specific Items:

1. Ornament should be quilted unless not appropriate to do so (ex. Pinecone ornaments Yo-Yos, cathedral window, etc)
2. Pillow (decorative fronts need to be quilted (2 layers minimum), back can be single layer of fabric
3. Vest-only the front needs to be quilted, back can be single layer of fabric
4. Apron - quilted throughout
5. Purses/Tote Bags/Smaller Bags must be quilted throughout

Please Note:

1. All items need a WAQG price tag (no additional tags allowed)
2. Be as descriptive as possible on price tags/inventory sheet (ex. Blue and green, 12"x36" table-runner instead of just the word table runner)
3. Descriptions and price of items on the price tag need to match the inventory sheet
4. All items need to be checked in to verify the price tags and inventory sheets match, quantities match etc.
5. WAQG member are encouraged to make an item with a sale value of \$20 or you can make a \$20 donation
6. All items for sale will be logged into a spreadsheet for use during the festival. Please print and write legibly
7. All items must be turned in no later than the October meeting. None will be accepted after that date.
8. Each member that attends Kentuck will need to purchase a name tag for \$5. If not purchased you will have to pay full price to enter the festival. Members are expected to work one shift during Kentuck or help with set up and take down in order to receive the \$5 Name Tag.
9. Remember your work is representing the guild and the Kentuck Festival. Be sure all threads are clipped. If you have pets be sure that your items are free of cat and dog hair. We cannot display items with pets hairs.



WAQG Meeting Minutes

Saturday, July 13, 2019; 9:30 a.m. at the TDOT Meeting Room.

Welcome from Ana. Since Ann E is on vacation, Joann W. agreed to take notes.

Membership - We had 54 members present and no visitors.

Our July birthday are Jean Y, Margaret P, Beth M, Diane B, Anita C, and Eve E

Diane A reminded us to make sure we get some exercise while quilting by taking a "walk around the block". The winners of the name tag drawing were Paula B, Donna N, and Ruth M.

There was no new correspondence. Ana asked anyone who had made a block for Diana M to please come up and identify their block.

Next months Basic and Beyond is the last installment of the Mystery Quilt. Rose will be leading the class in September.

The September Program is the Garage "Quilt Item" Sale. Please let Barbara W know by August if you need a table for the sale. If you are selling, you are responsible for providing your own change. There will be no credit card sells. Today's program is Christmas in July. There will be a drawing for gifts during this program. If you name was not entered into the name tag drawing, please enter your name into the basket for the program.

Barbara W has a friend who has bolts of upholstery and twill fabric. This friend would like to find a new home for the fabric. If you are interested, please contact Barbara.

As a reminder, the Challenge for 2019 is Log Cabin. At least one block in your quilt must be identifiable as a Log Cabin Block. The Challenge is due December 2019.

The August Program is Itch to Stich. Ana visited caring days and they are very excited about our program this year. Remember, you are making fidget quilts, clothing protectors and lap quilts. Please bring these items with you to the August meeting. How many can we make?

Patricia W reported that all the log cabin books are back. In honor of the Fourth of July, we have a new book called Starts and Stripes. We also have a new book about Art Quilts and Human Rights. Patricia also pointed out that there are several books using scraps within our library. One of these books is Make and Love Quilt. Christina Cameli's book Step-By-Step Texture Quilting has been returned and ready for someone else to check out. All items for the newsletter are due to Jamie S by July 20th.

In Sunshine, Charlotte N was in the hospital but is doing better and was at the meeting. Becky is back with her new knee. Beth M has been diagnosed with Breast Cancer and is having a double mastectomy on July 18th. Please keep Beth in your prayers and thoughts.

Linda A came up to discuss Kentuck. There are chairs needed for various groups including but not limited to set-up, take down, sales tent, and demonstrations. Please see her if you can help. We have \$5 name badges/entry for the weekend. To qualify for a badge, you must be a member and you must sign up to work. As a reminder, the items must be quilted and using a quilt technique. Please see Linda or Becky B or any member of the Board if you have a question. Ana reminded us that besides the show this is our major fund raising event for the year.

Julie T reported on progress of the show. She reminded us that the Opportunity Quilt is done and needs to be shown and tickets need to be sold. Laurie Prentice-Dunn has sent us several examples of 2020 show name tags. Our names will be embroidery on the tags this year. Furthermore, there is a quilt show meeting before each guild meeting. Next month, they will be discussing silent auction, viewers choice, and admissions. Please come to this meeting with suggestions and a willingness to help. The deadline for quilt registrations is January 11th. Registration will be on-line this year and Beth will be showing us how to complete the on-line registration. If you register your quilt for the show, you must complete the quilt in time for the show. Last year 11 quilts did not make it to the show. This leaves holes in the displays which is detrimental to the overall appearance of the show.

There are 27 people signed up for the retreat. Joann asked for your money at the meeting. Those who are staying at the Red Rooster cannot show up until 2:00 pm on Thursday. There is another group leaving that morning and they need time to clean and change bedding, etc. If you are staying at the Snow Bird, you will join the group for dinner on Thursday night. You are responsible for your breakfast the rest of the weekend.



Minutes continued....

Dot showed us activity/fidget quilts made by a woman in Aliceville who is moving and wanted us to have these quilts as well as supplies to make more activity quilts. If you would like to make activity/fidget quilt, there is a group meeting Wed. July 17th at 8:30.


Reminder that there is a mini-workshop following the meeting today on the disappearing nine patch. Bring and Brag.

~Joann

Bring & Brag/Just Finish It







**West Alabama
Quilters Guild**
P.O. Box 020059
Tuscaloosa, AL 35402



WAQG meets at the
Department of Transportation
Building (1000 28th Avenue) on
the second Saturday of each
month.